

QC SERIES

15~24W AC/DC CONVERTERS Single Output & Dual Outputs



H25×W50×L82 (mm)

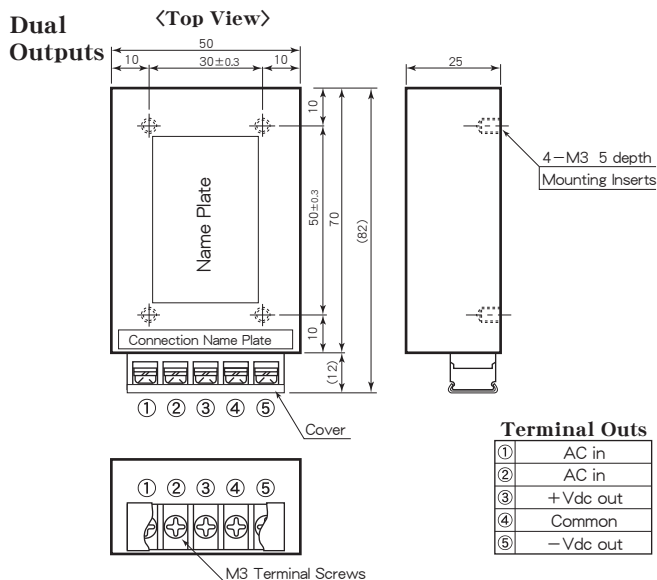
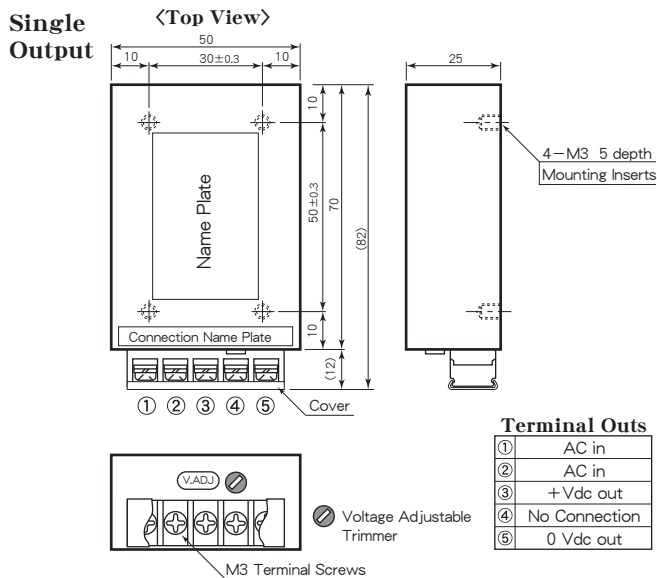
Features

- Input-Output Isolation
- Completely Molding Device
- High Efficiency 75~80%
- Long Life by Mounting on Chassis or Using Heat Sink
- Operating Ambient Temperature -30°C~+71°C
- Conformity to VCCI Class B
- Conformity to RoHS Directive
- 入出力間絶縁
- 完全モールド製品
- 高効率 75~80%
- シャーシや放熱板への取付けにより長寿命化
- 動作周囲温度 -30°C~+71°C
- VCCI Class B 準拠
- RoHS指令対応

General Characteristics

- Input Voltage, Range (at Ta:25°C, Full Load, Nominal Vin) AC100V, 200V (See Table 1)
- Input Frequency 47~440Hz
- Output Voltage, Current See Table 1
- Output Voltage Adjustment, Accuracy Single : ±5% Adjustable
Dual : ±2% (5V Vout : ±3%)
- Efficiency See Table 1
- Line Regulation ±0.5% max. (at Vin Range)
- Load Regulation Single : ±0.5% max. (0~100% Load)
Dual : ±2% max. ±3% max. (±5V Vout only) (10~100% Load)
- Output Ripple (0.1%Vout+40mV)p-p max.
- Output Noise (0.5%Vout+50mV)p-p max.
- Short Circuit Protection Built-in, Auto-restart (See Fig 2)
- Input Rush Current 40A max.
- Temperature Coefficient 0.02%/°C max.
- Operating Ambient Temp. -30°C~+71°C (See Fig 1)
- Max. Case Temperature +85°C
- Storage Temperature -40°C~+85°C
- Isolation Voltage AC2000V one minute (Input-Output-Case)
- Isolation Impedance 100MΩ min. (at DC1000V) (Input-Output-Case)
- Weight 210g max.
- Humidity 20~95% RH
- Shock 490m/s² (11msec 3directions)
- Vibration 10~55Hz 98m/s² (30minutes 3directions)
- Surface Structure Aluminum Case
- MTBF Single : 130,000H
Dual : 110,000H (Ta:25°C, 80%Load, Nominal Vin)
- Warranty 5 years

Terminal Outs & Dimensions (±0.5mm)



Selection Guide

Table 1

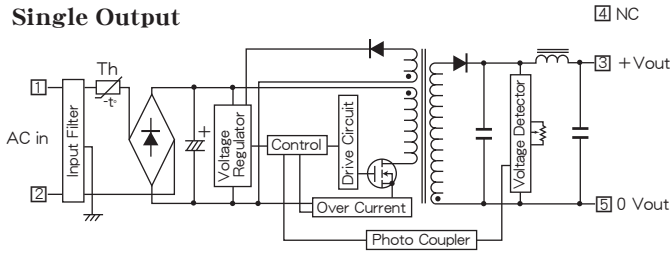
Model Number	Input Volt. (Range) (V. AC)	Output Voltage (V. DC)	Output Current (A)	Efficiency (Typical) (%)	
QC100-5S 3A	100 (85~132)	5	3	75	
QC100-12S 1.8A		12	1.8	79	
QC100-15S 1.6A		15	1.6	80	
QC100-24S 1A		24	1	80	
QC100-5W 1.5A		±5	±1.5	75	
QC100-12W 0.9A		±12	±0.9	78	
QC100-15W 0.8A		±15	±0.8	79	
QC200-5S 3A		200 (175~264)	5	3	75
QC200-12S 1.8A			12	1.8	79
QC200-15S 1.6A			15	1.6	80
QC200-24S 1A	24		1	80	
QC200-5W 1.5A	±5		±1.5	75	
QC200-12W 0.9A	±12		±0.9	78	
QC200-15W 0.8A	±15		±0.8	79	

※ 上記仕様以外にも対応可能ですので お問い合わせ下さい。
Please consult with us about other specification.

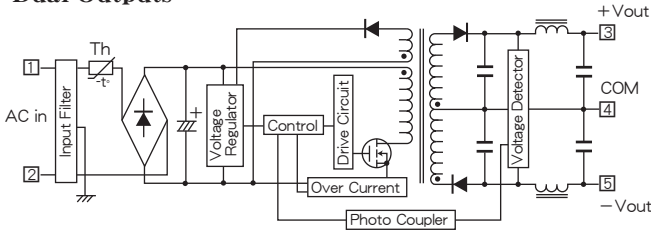
QC SERIES DATA SHEET

Block Diagram

Single Output



Dual Outputs



Characteristic Curves

Fig 1 Derating Curve

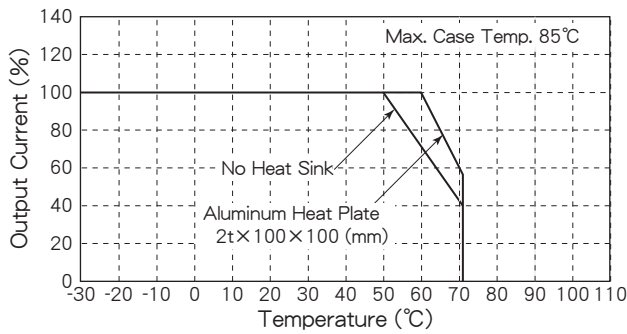


Fig 2 Short Circuit Operating Area

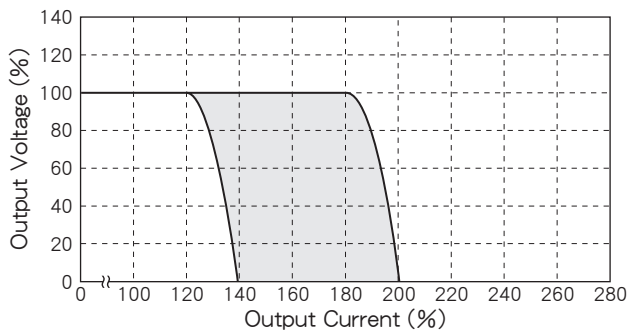


Fig 3 Temperature Characteristic on Case Surface

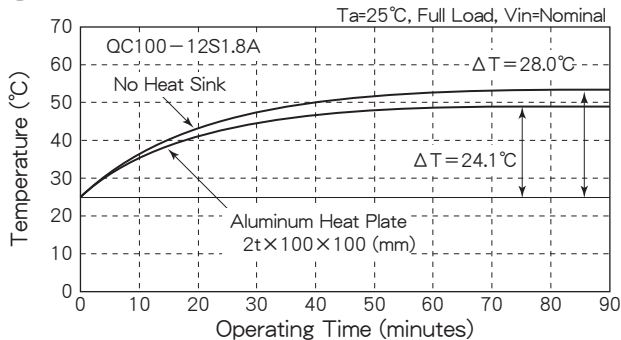


Fig 4 Efficiency vs. Output Current

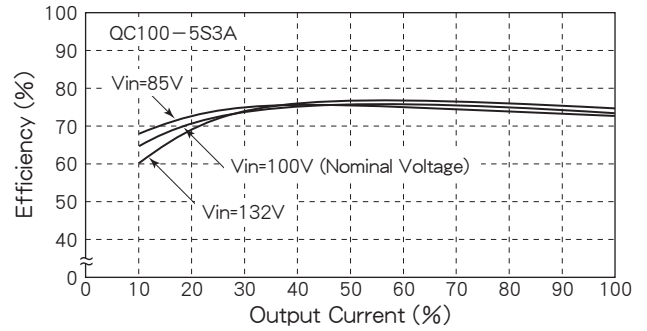


Fig 5 Efficiency vs. Output Current

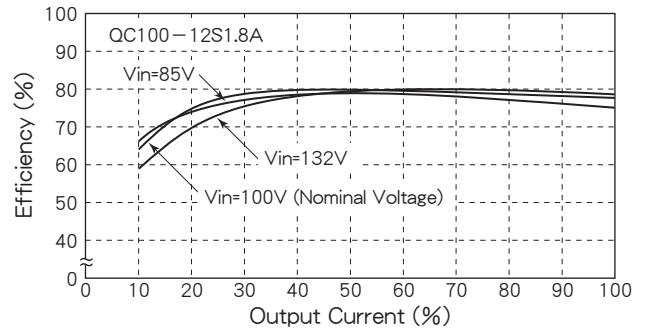


Fig 6 Efficiency vs. Output Current

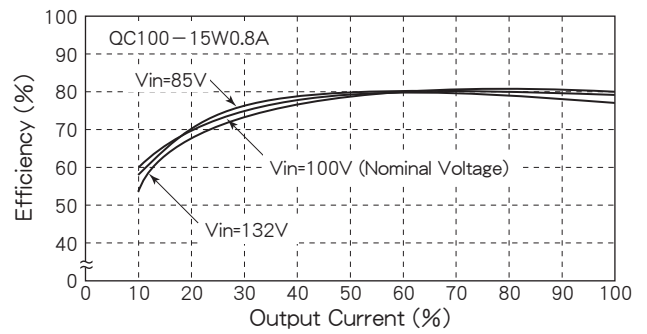


Fig 7 Efficiency vs. Output Current

